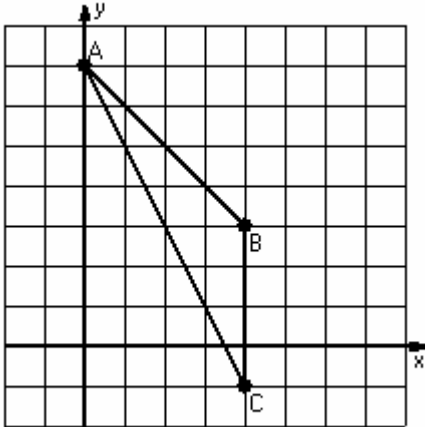


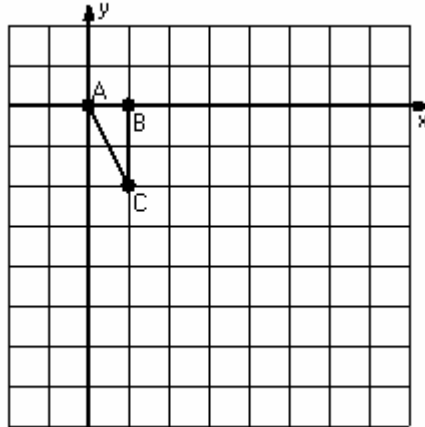
# Dilations

Instructions: Draw and label the dilated image for each triangle.  
Label the center of dilation.

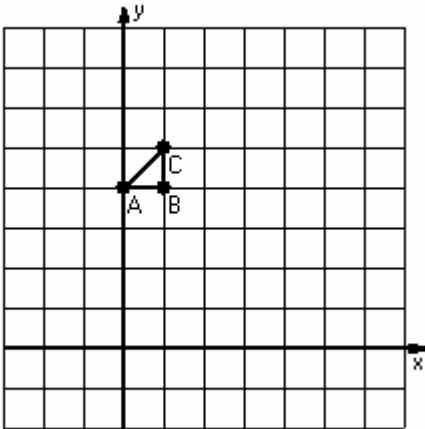
1) Dilation scale =  $\frac{1}{4}$ , center D(0,3)



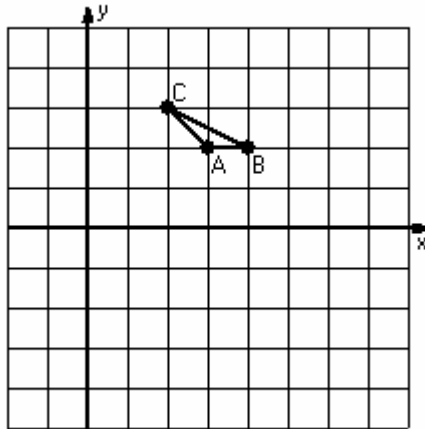
2) Dilation scale = 2, center D(0,-1)



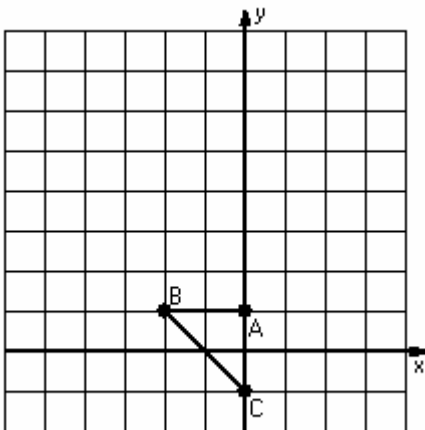
3) Dilation scale = 3, center D(-1,4)



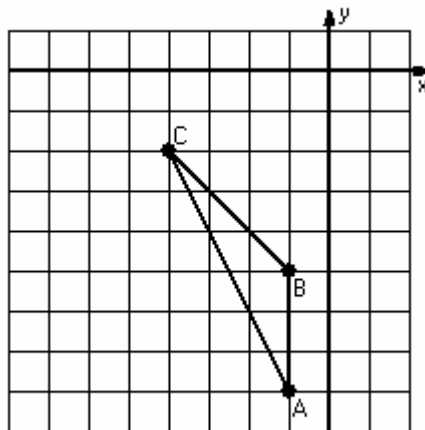
4) Dilation scale = 4, center D(3,3)



5) Dilation scale =  $\frac{1}{2}$ , center D(2,5)



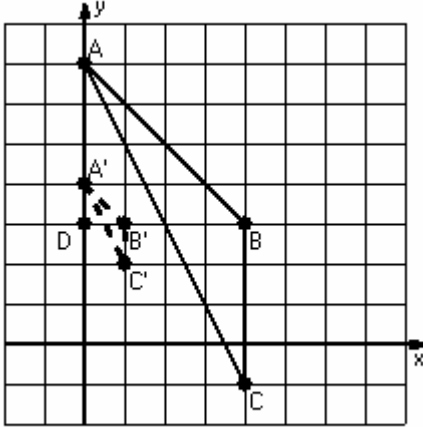
6) Dilation scale =  $\frac{1}{3}$ , center D(-4,-5)



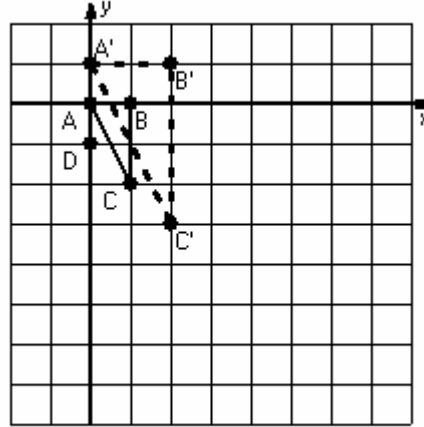
# Dilations Answer

Instructions: Draw and label the dilated image for each triangle.  
Label the center of dilation.

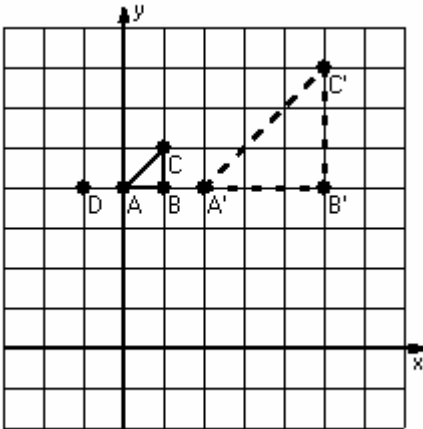
1) Dilation scale =  $\frac{1}{4}$ , center D(0,3)



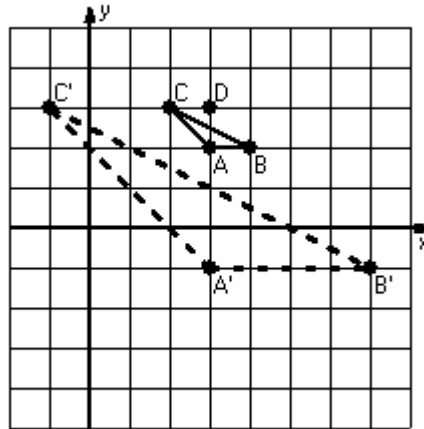
2) Dilation scale = 2, center D(0,-1)



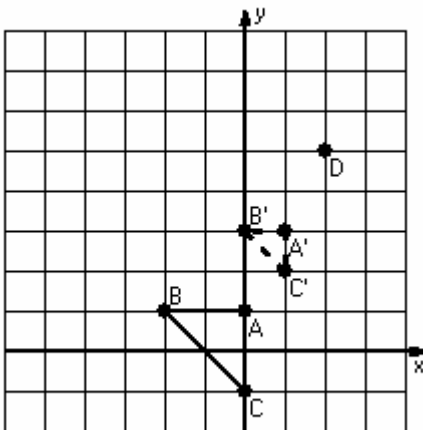
3) Dilation scale = 3, center D(-1,4)



4) Dilation scale = 4, center D(3,3)



5) Dilation scale =  $\frac{1}{2}$ , center D(2,5)



6) Dilation scale =  $\frac{1}{3}$ , center D(-4,-5)

