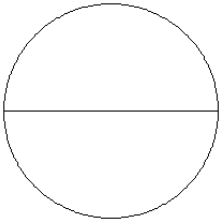


# Fraction Models

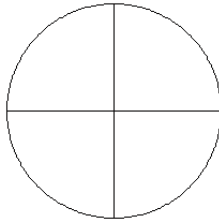
Color sections of each circle to model each fraction.

1.



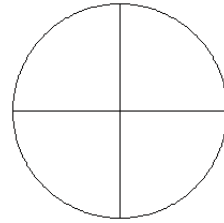
$$\frac{1}{2}$$

2.



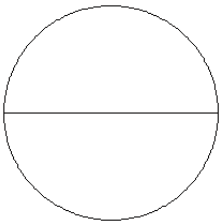
$$\frac{1}{4}$$

3.



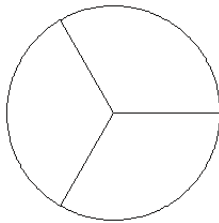
$$\frac{1}{4}$$

4.



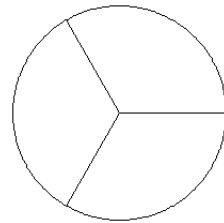
$$\frac{2}{2}$$

5.



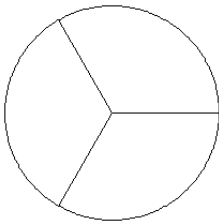
$$\frac{2}{3}$$

6.



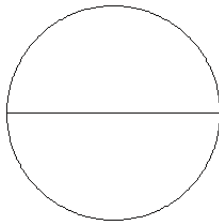
$$\frac{3}{3}$$

7.



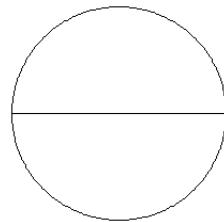
$$\frac{1}{3}$$

8.



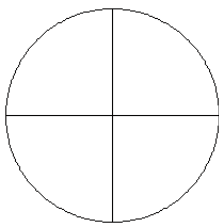
$$\frac{1}{2}$$

9.



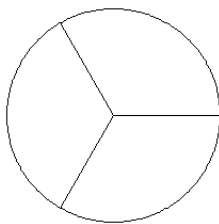
$$\frac{0}{2}$$

10.



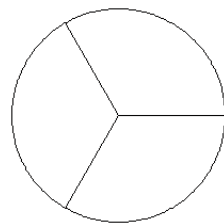
$$\frac{4}{4}$$

11.



$$\frac{1}{3}$$

12.

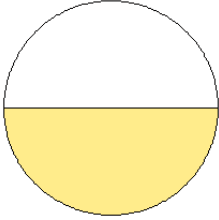


$$\frac{1}{3}$$

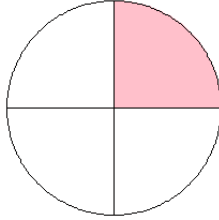
# Fraction Models Answers

Color sections of each circle to model each fraction.

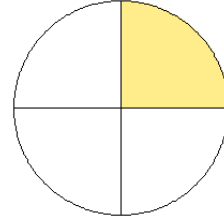
1.



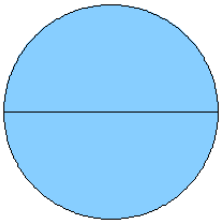
2.



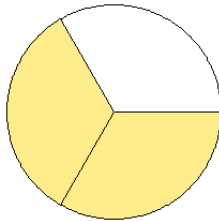
3.



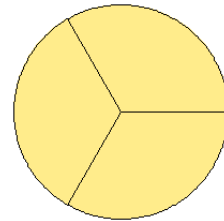
4.



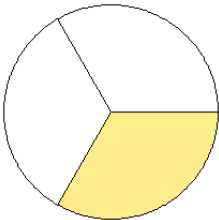
5.



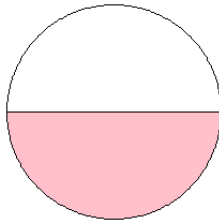
6.



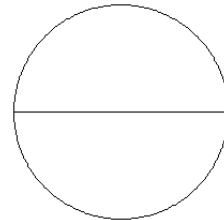
7.



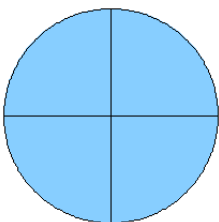
8.



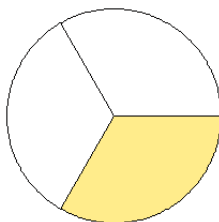
9.



10.



11.



12.

