



Modeling Halves and Thirds




In this model,
there are three
parts. One part is
shaded

$\frac{1}{3}$ part shaded
3 parts


For each model, write a fraction that describes it.




—




—




—




—




—




—



—




—



—


Modeling Halves and Thirds Answers




In this model,
there are three
parts. One part is
shaded

$\frac{1}{3}$ part shaded
 $\frac{1}{3}$ parts


For each model, write a fraction that describes it.




$\frac{1}{3}$




$\frac{2}{3}$




$\frac{0}{3}$




$\frac{2}{3}$




$\frac{1}{3}$




$\frac{1}{2}$



$\frac{1}{2}$



$\frac{2}{3}$



$\frac{2}{2}$